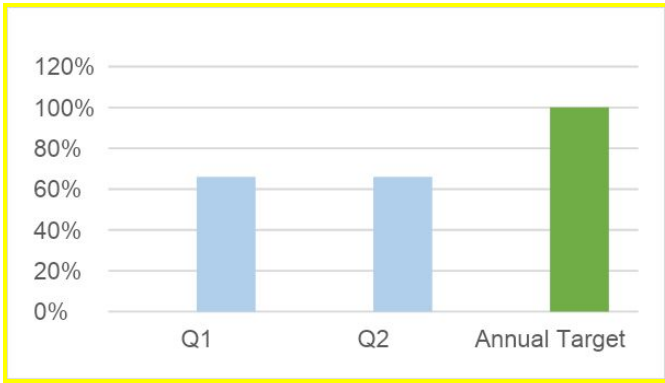


## Narrative Report Template

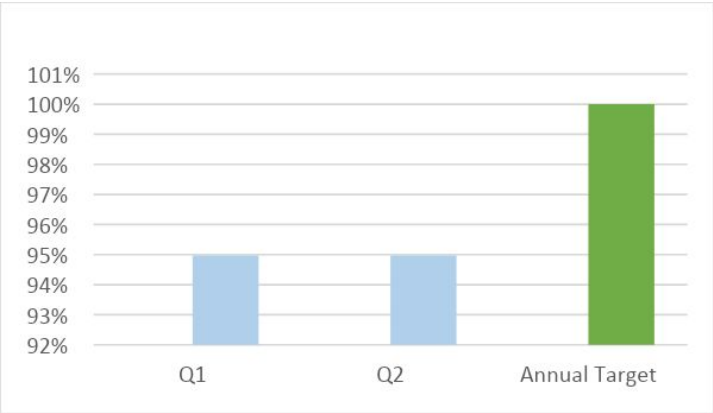
<b>Compact</b>	Niger
<b>Compact Year and Quarter Covered in this Report</b>	Year I (Jan-2018 to Dec-2018), Quarter 2
<b>US Fiscal Year and Quarter</b>	
<b>Date of Submission</b>	August 17, 2018

<b>Irrigation and Market Access Project</b>										
<b>Project Objective:</b> To increase rural incomes through improvements in agricultural productivity and increases in sales resulting from modernized irrigated agriculture and flood management systems with sufficient trade and market access.										
<b>Activity 1 :</b> Irrigation Perimeter Development Activity										
<b>Activity Objective:</b> To rehabilitate the Konni irrigation system and develop new irrigated perimeters in the Dosso-Gaya area.										
<b>Section 1: Indicator Analysis</b>										
<b>Indicator :</b> Value of signed irrigation feasibility and design contracts										
<b>Yearly Target</b>	<b>Compact Year Target</b>	<b>Percent of Target Complete</b>								
\$3900000	1	65.99%								
<p><b>[Qualitative Progress Update]</b>  <b>To be included:</b>                      -Progress of indicator in reference to activity : Non new contract signed                      -Reasons for delays: NA                      -Targets met/not met : NA                      -Source documentation: Fiscal Agent, MCA-Niger.</p>										
<p><b>Data visualizations (if applicable)</b></p>  <table border="1"> <caption>Data for Progress Bar Chart</caption> <thead> <tr> <th>Period</th> <th>Percent of Target Complete</th> </tr> </thead> <tbody> <tr> <td>Q1</td> <td>~66%</td> </tr> <tr> <td>Q2</td> <td>~66%</td> </tr> <tr> <td>Annual Target</td> <td>100%</td> </tr> </tbody> </table>			Period	Percent of Target Complete	Q1	~66%	Q2	~66%	Annual Target	100%
Period	Percent of Target Complete									
Q1	~66%									
Q2	~66%									
Annual Target	100%									
<b>Indicator :</b> Value of signed irrigation feasibility and design contracts (Konni)										

Indicator Target	Target Date	Percent of Target Complete
\$1100000		95.00%

[See above]

Data visualizations (if applicable)



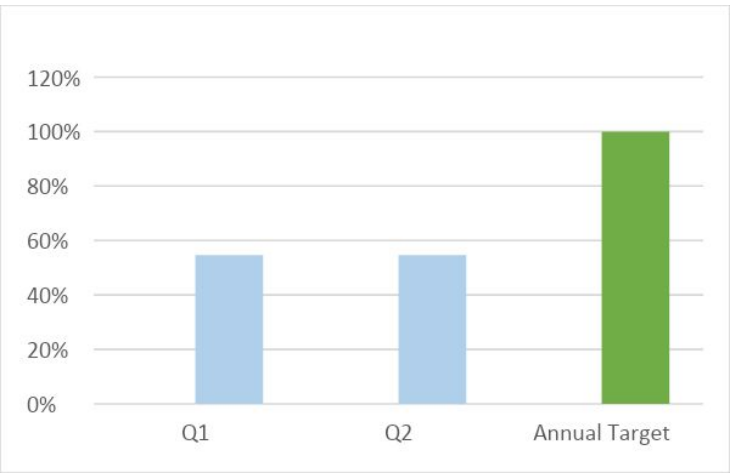
**Indicator** Value of signed irrigation feasibility and design contracts (Sia Kouanza Tondika)

Indicator Target	Target Date	Percent of Target Complete
\$2800000		54.60%

[Qualitative Progress Update]

- To be included:
- Progress of indicator in reference to activity : NA
  - Reasons for delays: NA
  - Targets met/not met : NA
  - Source documentation: Fiscal Agent, MCA-Niger.

Data visualizations (if applicable)



**Indicator** Value disbursed of irrigation feasibility and design contracts

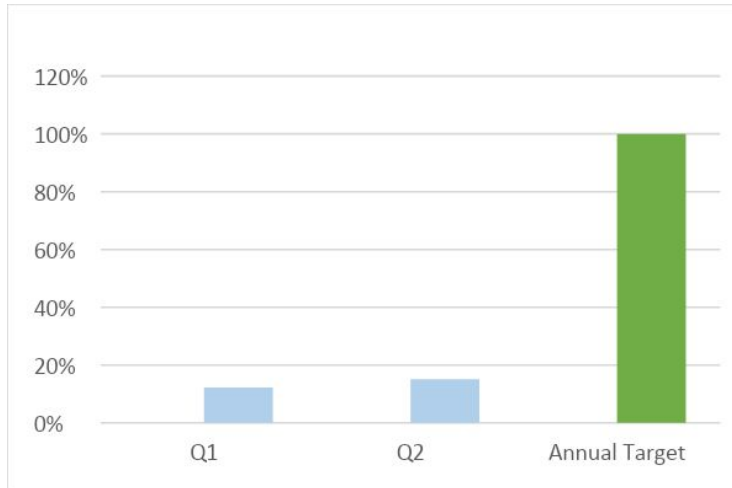
Indicator Target	Target Date	Percent of Target Complete
\$2700000		15,01%

**[Qualitative Progress Update]**

**To be included:**

- Progress of indicator in reference to activity : No significant change in comparison to last quarter
- Reasons for delays: NA
- Targets met/not met : NA
- Source documentation: Fiscal Agent, MCA-Niger

**Data visualizations (if applicable)**



**Indicator** *Value disbursed of irrigation feasibility and design contracts (Konni)*

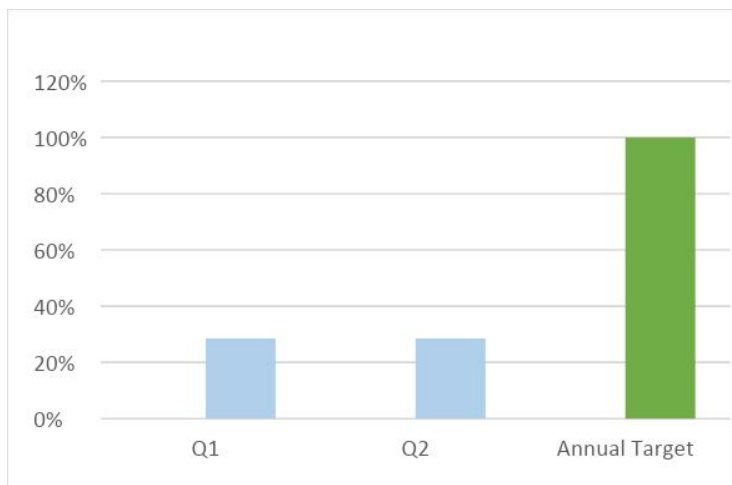
Indicator Target	Target Date	Percent of Target Complete
\$1100000		28,53%

**[Qualitative Progress Update]**

**To be included:**

- Progress of indicator in reference to activity : No change in comparison to the quarter1
- Reasons for delays: NA
- Targets met/not met : NA
- Source documentation: Fiscal Agent, MCA-Niger

**Data visualizations (if applicable)**

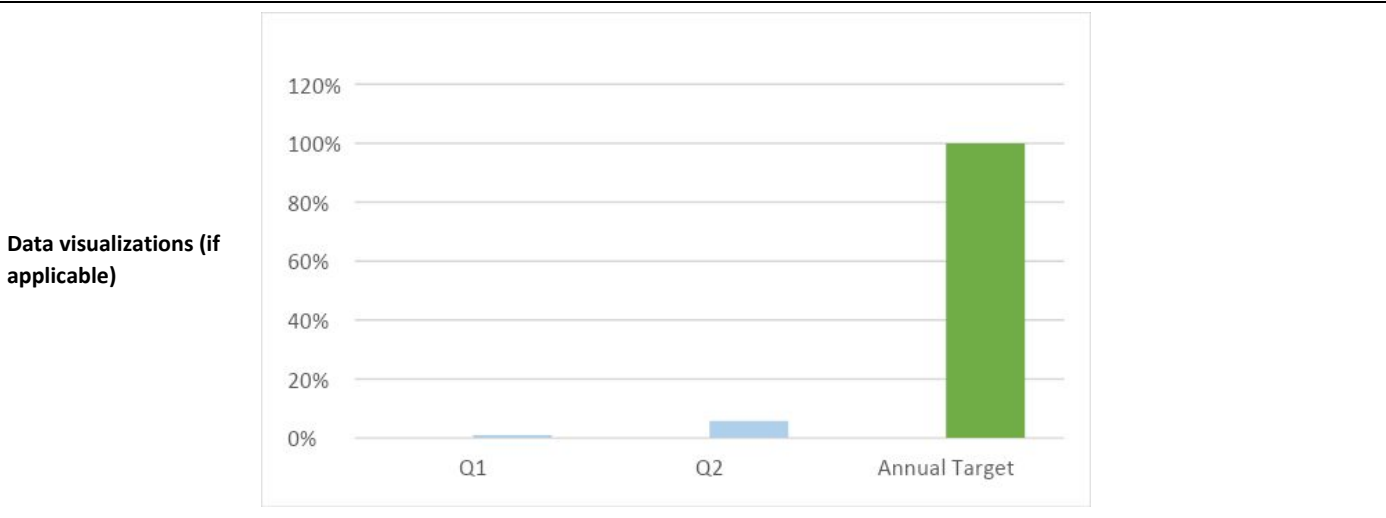


**Indicator** *: Value disbursed of irrigation feasibility and design contracts (Sia Kouanza Tondika)*

Indicator Target	Target Date	Percent of Target Complete

\$1600000		5,80%
-----------	--	-------

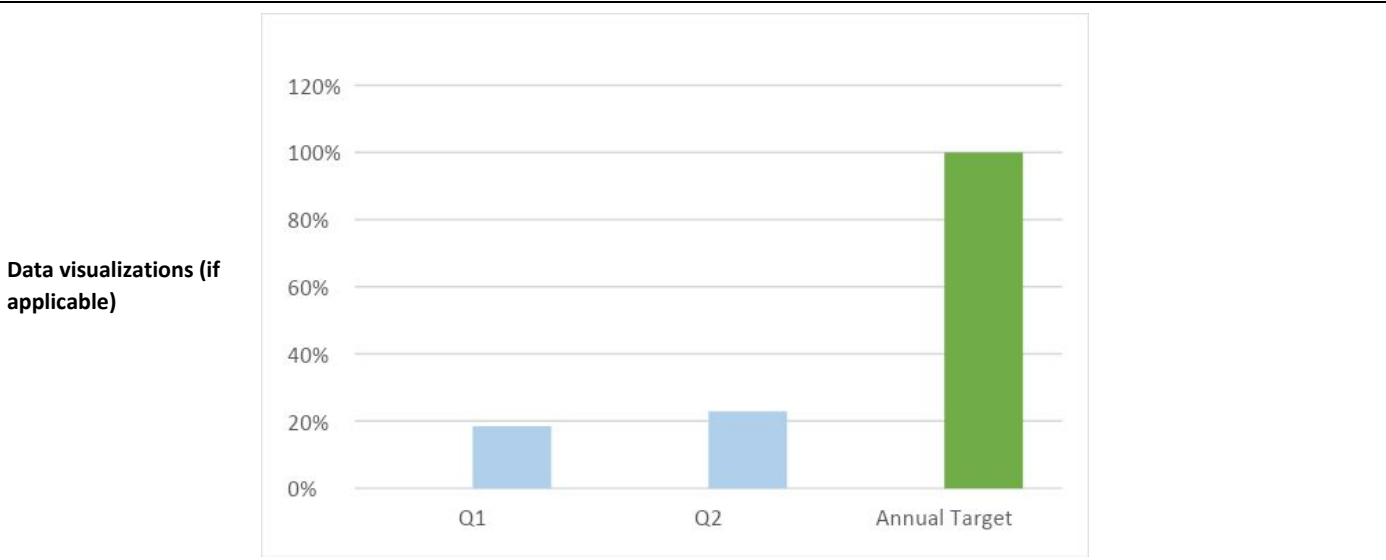
**[Qualitative Progress Update]**  
**To be included:**  
 -Progress of indicator in reference to activity : No significant change in comparison to the quarter 1  
 -Reasons for delays: NA  
 -Targets met/not met : NA  
 -Source documentation: Fiscal Agent, MCA-Niger



**Indicator** : *Percent disbursed of irrigation feasibility and design contracts*

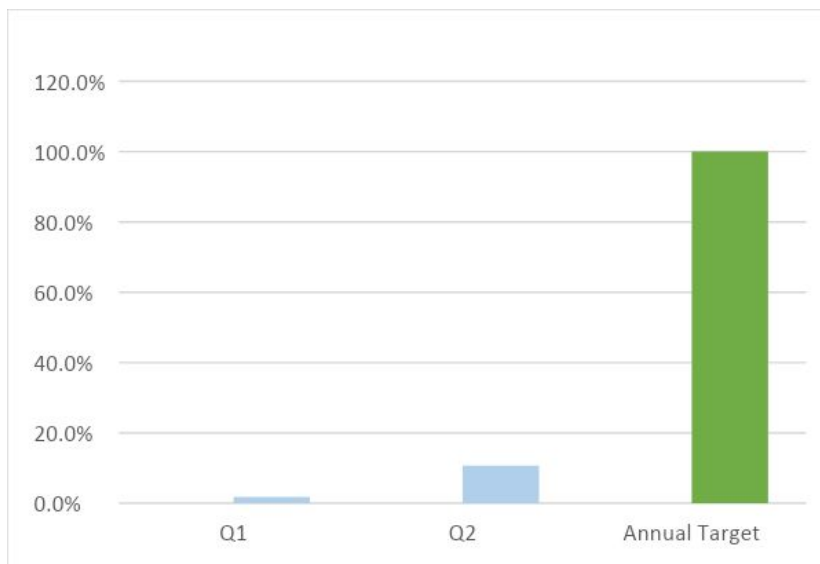
Indicator Target	Target Date	Percent of Target Complete
69%		22,9%

**[Qualitative Progress Update]**  
**To be included:**  
 -Progress of indicator in reference to activity : Non change in comparison to the quarter 1  
 -Reasons for delays: NA  
 -Targets met/not met : NA  
 -Source documentation: Fiscal Agent, MCA-Niger



<b>Indicator : Percent disbursed of irrigation feasibility and design contracts (Konni)</b>										
<b>Indicator Target</b>	<b>Target Date</b>	<b>Percent of Target Complete</b>								
100%		30,00%								
<p><b>[Qualitative Progress Update]</b>  <b>To be included:</b>            -Progress of indicator in reference to activity : An increase of 11.5 points of percentage in comparison to the quarter1.            -Reasons for delays: NA            -Targets met/not met : NA            -Source documentation: Fiscal Agent, MCA-Niger</p>										
<b>Data visualizations (if applicable)</b>	<table border="1"> <caption>Data for Bar Chart: Percent disbursed of irrigation feasibility and design contracts (Konni)</caption> <thead> <tr> <th>Period</th> <th>Percent Disbursed</th> </tr> </thead> <tbody> <tr> <td>Q1</td> <td>~30.0%</td> </tr> <tr> <td>Q2</td> <td>~30.0%</td> </tr> <tr> <td>Annual Target</td> <td>100.0%</td> </tr> </tbody> </table>		Period	Percent Disbursed	Q1	~30.0%	Q2	~30.0%	Annual Target	100.0%
Period	Percent Disbursed									
Q1	~30.0%									
Q2	~30.0%									
Annual Target	100.0%									
<b>Indicator : Percent disbursed of irrigation feasibility and design contracts (Sia Kouanza Tondika)</b>										
<b>Indicator Target</b>	<b>Target Date</b>	<b>Percent of Target Complete</b>								
57%		10,60%								
<p><b>Qualitative Progress Update]</b>  <b>To be included:</b>            -Progress of indicator in reference to activity : An increase of 8 points of percentage in comparison to the quarter 1            -Reasons for delays: NA            -Targets met/not met : NA            -Source documentation: Fiscal Agent, MCA-Niger</p>										

Data visualizations (if applicable)



**Section 2: Field Reports**

[Observations/findings from field visits and implementation studies]

**Section 3: Expectations for next quarter**

**Activity 2 : Management Services and Market Facilitation**

**Activity Objective:** To establish a suite of institutional and management support activities designed to ensure the achievement of the Project Objective in the irrigated perimeters targeted by the Irrigation Perimeter Development Activity.

**Section 1: Indicator Analysis**

**Indicator :**

Yearly Target	Compact Year Target	Percent of Target Complete

[Qualitative Progress Update]  
 To be included:  
 -Progress of indicator in reference to activity  
 -Reasons for delays  
 -Targets met/not met  
 -Source documentation

Data visualizations (if applicable)

**Section 2: Field Reports**

[Observations/findings from field visits and implementation studies]

<b>Section 3:</b> Expectations for next quarter		
<b>Activity 3</b> : <b>Roads for Market Access</b>		
<b>Activity Objective:</b> To reduce trade barriers and improve physical market access through targeted improvements of the road network serving the Dosso-Gaya perimeters and linking them to the rest of the country.		
<b>Section 1: Indicator Analysis</b>		
<b>Indicator</b> : <i>Value of signed road feasibility and design contracts</i>		
<b>Yearly Target</b>	<b>Compact Year Target</b>	<b>Percent of Target Complete</b>
TBD		
<p><b>[Qualitative Progress Update]</b>  <b>To be included:</b>          -Progress of indicator in reference to activity          -Reasons for delays          -Targets met/not met          -Source documentation</p>		
<b>Data visualizations (if applicable)</b>		
<b>Section 2: Field Reports</b>		
<b>[Observations/findings from field visits and implementation studies]</b>		
<b>Section 3:</b> Expectations for next quarter		

<b>Climate Resilient Communities Project</b>		
<b>Project Objective:</b> To increase incomes for small-scale agricultural- and livestock-dependent families in Eligible Communes and Livestock Corridors in rural Niger by improving crop and livestock productivity, sustaining natural resources critical to production and increasing market sales of targeted commodities.		
<b>Activity 1</b> : <b>Climate Resilient Agriculture</b>		
<b>Activity Objective:</b> To support sustainable increases in productivity and farm incomes in Eligible Communes by strengthening the resiliency of farmers and agro-pastoralists to the impacts of climate.		
<b>Section 1: Indicator Analysis</b>		
<b>Indicator</b> :		
<b>Yearly Target</b>	<b>Compact Year Target</b>	<b>Percent of Target Complete</b>

[Qualitative Progress Update]

To be included:

- Progress of indicator in reference to activity
- Reasons for delays
- Targets met/not met
- Source documentation

Data visualizations (if applicable)

**Section 2: Field Reports**

[Observations/findings from field visits and implementation studies]

**Section 3: Expectations for next quarter**

**Activity 1** : **PRAPS (Projet Regional d'Appui au Pastoralisme au Sahel/Niger)**

**Activity Objective:** To pastoralist groups and enhance regional integration by improving livestock health, upgrading water and rangeland resources along major transhumance Livestock Corridors and modernizing local livestock market infrastructure

**Section 1: Indicator Analysis**

**Indicator** :

Yearly Target	Compact Year Target	Percent of Target Complete

[Qualitative Progress Update]

To be included:

- Progress of indicator in reference to activity
- Reasons for delays
- Targets met/not met
- Source documentation

Data visualizations (if applicable)

**Section 2: Field Reports**

[Observations/findings from field visits and implementation studies]

**Section 3: Expectations for next quarter**