

Narrative Report Template

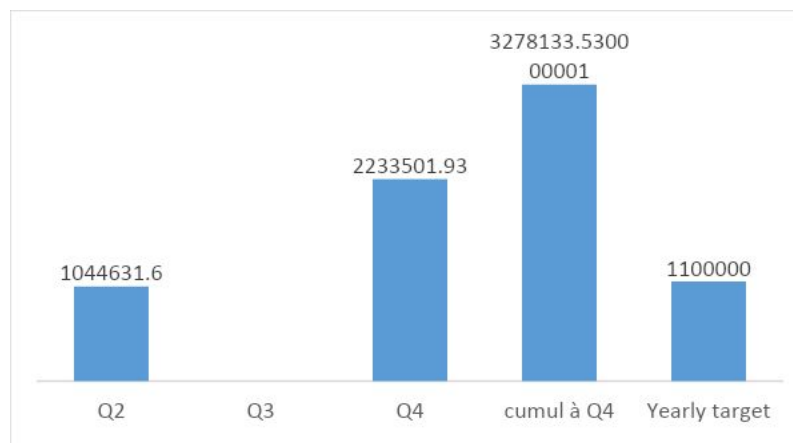
Compact	Niger
Compact Year and Quarter Covered in this Report	Year I (Jan-2018 to Dec-2018), Quarter 4
US Fiscal Year and Quarter	
Date of Submission	

Irrigation and Market Access Project												
Project Objective: To increase rural incomes through improvements in agricultural productivity and increases in sales resulting from modernized irrigated agriculture and flood management systems with sufficient trade and market access.												
Activity 1 : Irrigation Perimeter Development Activity												
Activity Objective: To rehabilitate the Konni irrigation system and develop new irrigated perimeters in the Dosso-Gaya area.												
Section 1: Indicator Analysis												
Indicator : Value of signed irrigation feasibility and design contracts												
Yearly Target	Compact Year Target	Percent of Target Complete										
\$3900000	1	123.26%										
<p>[Qualitative Progress Update] To be included: -Progress of indicator in reference to activity : -Reasons for delays: -Targets met/not met : -Source documentation: Fiscal Agent, MCA-Niger.</p>												
Data visualizations (if applicable)												
<table border="1"> <caption>Data for Bar Chart: Value of signed irrigation feasibility and design contracts</caption> <thead> <tr> <th>Quarter</th> <th>Value</th> </tr> </thead> <tbody> <tr> <td>Q2</td> <td>2573579.11</td> </tr> <tr> <td>Q3</td> <td>2233501.93</td> </tr> <tr> <td>Q4</td> <td>4807081.04</td> </tr> <tr> <td>Yearly target</td> <td>3900000</td> </tr> </tbody> </table>			Quarter	Value	Q2	2573579.11	Q3	2233501.93	Q4	4807081.04	Yearly target	3900000
Quarter	Value											
Q2	2573579.11											
Q3	2233501.93											
Q4	4807081.04											
Yearly target	3900000											

Indicator : Value of signed irrigation feasibility and design contracts (Konni)		
Indicator Target	Target Date	Percent of Target Complete
\$1100000		298.01%

[See above]

Data visualizations (if applicable)



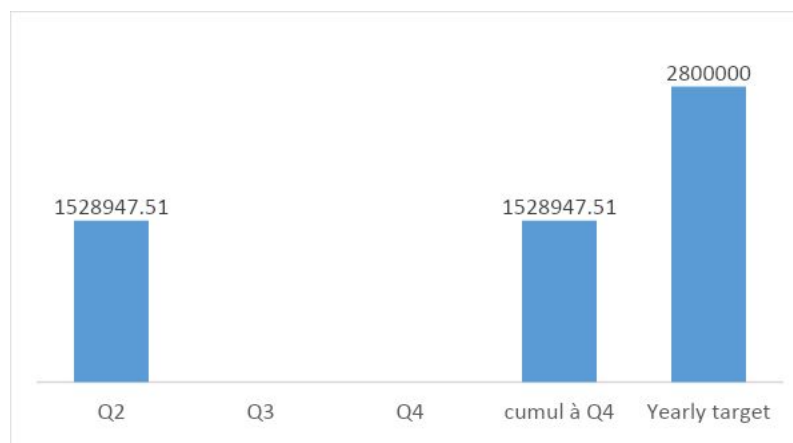
Indicator Value of signed irrigation feasibility and design contracts (Sia Kouanza Tondika)		
Indicator Target	Target Date	Percent of Target Complete
\$2800000		54.61%

[Qualitative Progress Update]

To be included:

- Progress of indicator in reference to activity :
- Reasons for delays:
- Targets met/not met :
- Source documentation: Fiscal Agent, MCA-Niger.

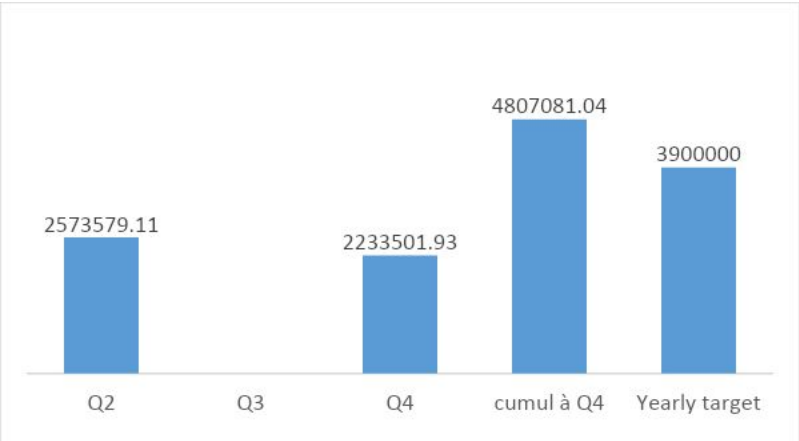
Data visualizations (if applicable)



<i>Indicator</i> <i>Value disbursed of irrigation feasibility and design contracts</i>		
Indicator Target	Target Date	Percent of Target Complete
\$2700000		25,87%

[Qualitative Progress Update]
To be included:
 -Progress of indicator in reference to activity :
 -Reasons for delays:
 -Targets met/not met :
 -Source documentation: Fiscal Agent, MCA-Niger

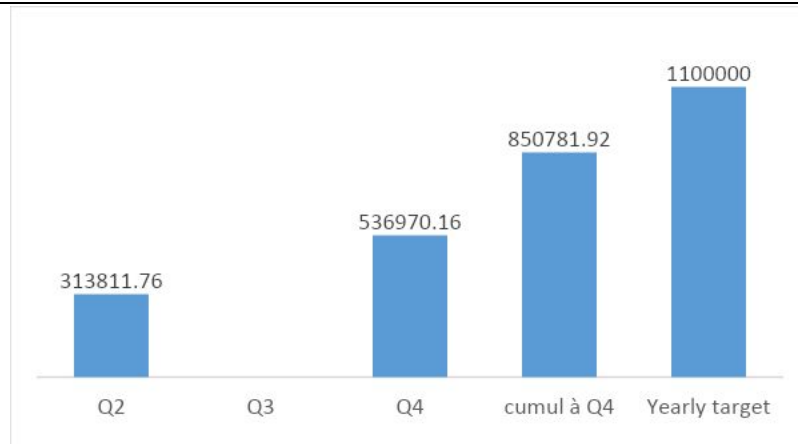
Data visualizations (if applicable)



<i>Indicator</i> <i>Value disbursed of irrigation feasibility and design contracts (Konni)</i>		
Indicator Target	Target Date	Percent of Target Complete
\$1100000		28,53%

[Qualitative Progress Update]
To be included:
 -Progress of indicator in reference to activity :
 -Reasons for delays:
 -Targets met/not met :
 -Source documentation: Fiscal Agent, MCA-Niger

Data visualizations (if applicable)



Indicator : Value disbursed of irrigation feasibility and design contracts (Sia Kouanza Tondika)

Indicator Target	Target Date	Percent of Target Complete
\$1600000		24,04%

[Qualitative Progress Update]

To be included:

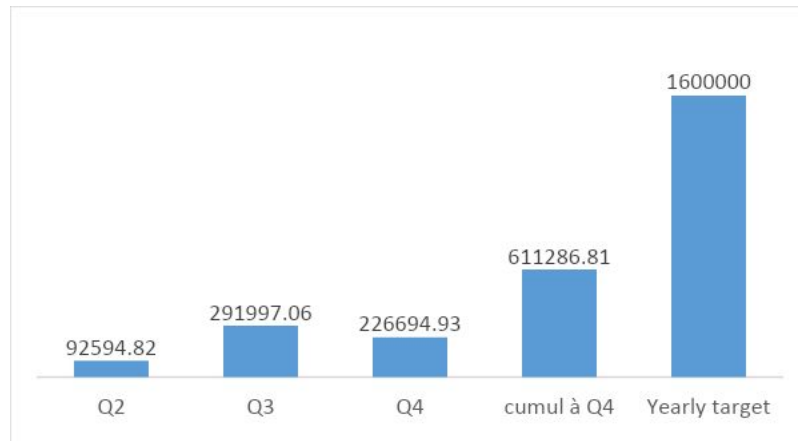
-Progress of indicator in reference to activity :

-Reasons for delays:

-Targets met/not met :

-Source documentation: Fiscal Agent, MCA-Niger

Data visualizations (if applicable)



Indicator : Percent disbursed of irrigation feasibility and design contracts

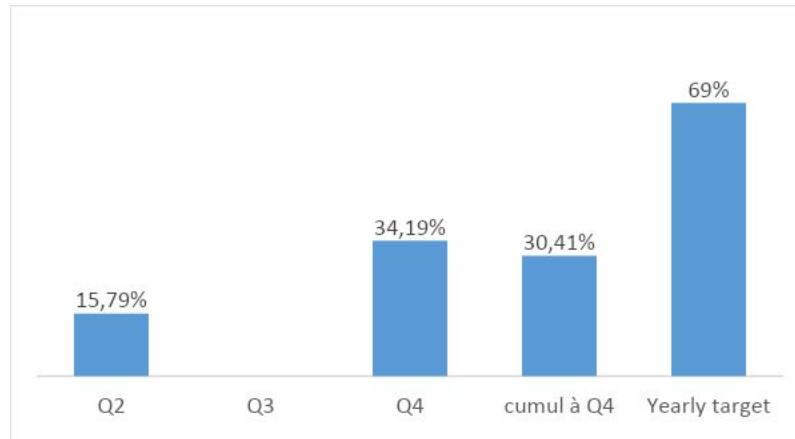
Indicator Target	Target Date	Percent of Target Complete
69%		21,06%

[Qualitative Progress Update]

To be included:

-Progress of indicator in reference to activity :
 -Reasons for delays:
 -Targets met/not met :
 -Source documentation: Fiscal Agent, MCA-Niger

Data visualizations (if applicable)



Indicator : *Percent disbursed of irrigation feasibility and design contracts (Konni)*

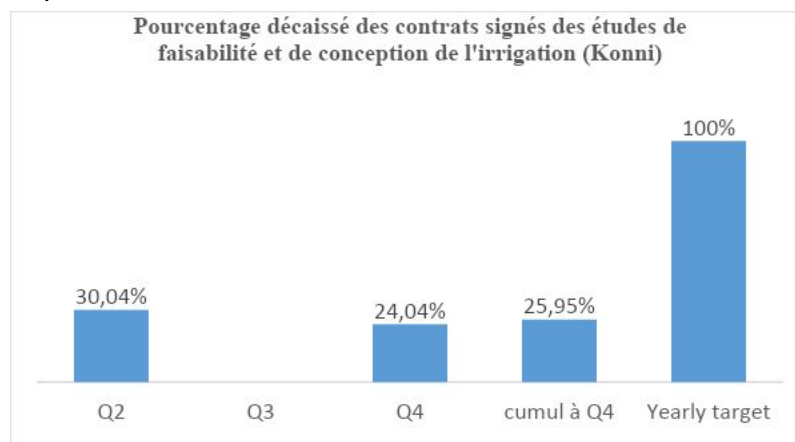
Indicator Target	Target Date	Percent of Target Complete
100%		9,57%

[Qualitative Progress Update]

To be included:

-Progress of indicator in reference to activity :
 -Reasons for delays:
 -Targets met/not met :
 -Source documentation: Fiscal Agent, MCA-Niger

Data visualizations (if applicable)

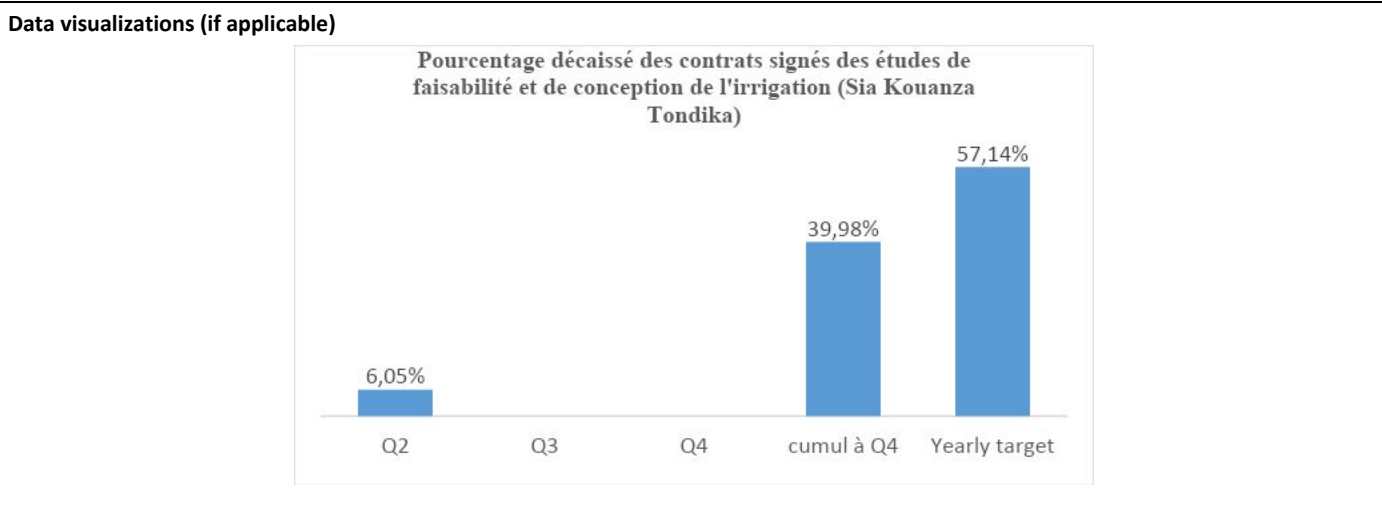


Indicator : *Percent disbursed of irrigation feasibility and design contracts (Sia Kouanza Tondika)*

Indicator Target	Target Date	Percent of Target Complete

57.14%		44.02%
--------	--	--------

Qualitative Progress Update]
To be included:
 -Progress of indicator in reference to activity :
 -Reasons for delays:
 -Targets met/not met :
 -Source documentation: Fiscal Agent, MCA-Niger



Section 2: Field Reports

[Observations/findings from field visits and implementation studies]

Section 3: Expectations for next quarter

Activity 2 : Management Services and Market Facilitation

Activity Objective: To establish a suite of institutional and management support activities designed to ensure the achievement of the Project Objective in the irrigated perimeters targeted by the Irrigation Perimeter Development Activity.

Section 1: Indicator Analysis

Indicator :

Yearly Target	Compact Year Target	Percent of Target Complete

[Qualitative Progress Update]
To be included:
 -Progress of indicator in reference to activity
 -Reasons for delays
 -Targets met/not met
 -Source documentation

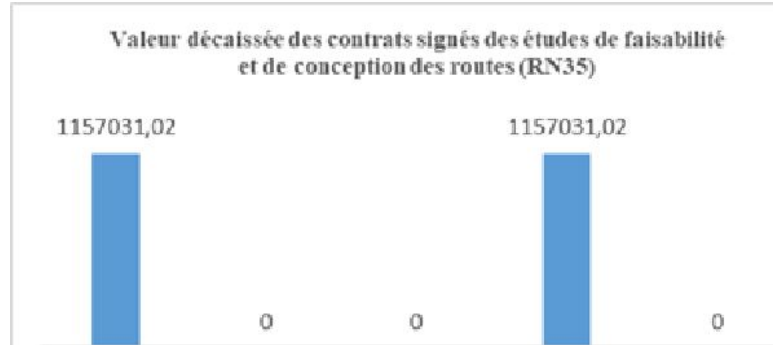
Data visualizations (if applicable)												
Section 2: Field Reports												
[Observations/findings from field visits and implementation studies]												
Section 3: Expectations for next quarter												
Activity 3 : Roads for Market Access												
Activity Objective: To reduce trade barriers and improve physical market access through targeted improvements of the road network serving the Dosso-Gaya perimeters and linking them to the rest of the country.												
Section 1: Indicator Analysis												
Indicator : Value of signed road feasibility and design contracts												
Yearly Target	Compact Year Target	Percent of Target Complete										
TBD												
<p>[Qualitative Progress Update]</p> <p>To be included:</p> <ul style="list-style-type: none"> -Progress of indicator in reference to activity -Reasons for delays -Targets met/not met -Source documentation 												
Data visualizations (if applicable)												
<p>Valeur décaissée des contrats signés des études de faisabilité et de conception des routes</p> <table border="1"> <thead> <tr> <th>Year</th> <th>Value</th> </tr> </thead> <tbody> <tr> <td>2017</td> <td>1157031,02</td> </tr> <tr> <td>2018</td> <td>1916154</td> </tr> <tr> <td>2019</td> <td>0</td> </tr> <tr> <td>2020</td> <td>3073185,02</td> </tr> </tbody> </table>			Year	Value	2017	1157031,02	2018	1916154	2019	0	2020	3073185,02
Year	Value											
2017	1157031,02											
2018	1916154											
2019	0											
2020	3073185,02											
Indicator : Value of signed road feasibility and design contracts (RN-35)												
Yearly Target	Compact Year Target	Percent of Target Complete										
TBD												

[Qualitative Progress Update]

To be included:

- Progress of indicator in reference to activity
- Reasons for delays
- Targets met/not met
- Source documentation

Data visualizations (if applicable)



Indicator : Value of signed road feasibility and design contracts (RN-7)

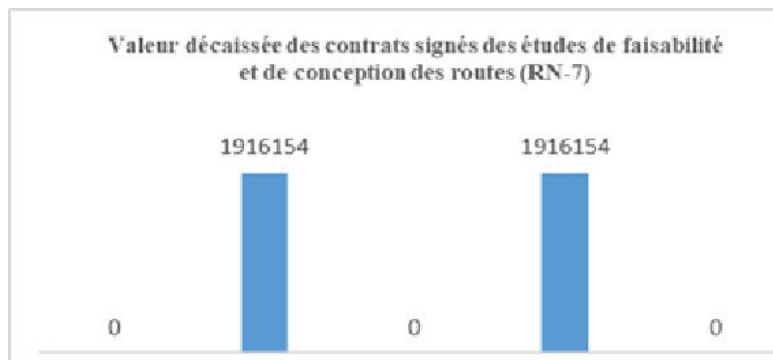
Yearly Target	Compact Year Target	Percent of Target Complete
TBD		

[Qualitative Progress Update]

To be included:

- Progress of indicator in reference to activity
- Reasons for delays
- Targets met/not met
- Source documentation

Data visualizations (if applicable)



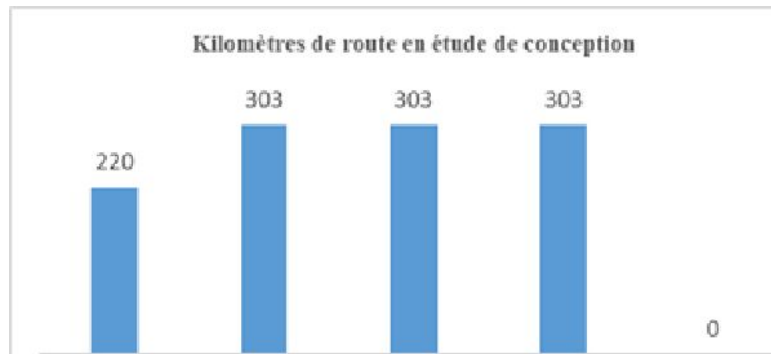
Indicator : Kilometers of roads under design

Yearly Target	Compact Year Target	Percent of Target Complete

TBD		
-----	--	--

[Qualitative Progress Update]
To be included:
 -Progress of indicator in reference to activity
 -Reasons for delays
 -Targets met/not met
 -Source documentation

Data visualizations (if applicable)

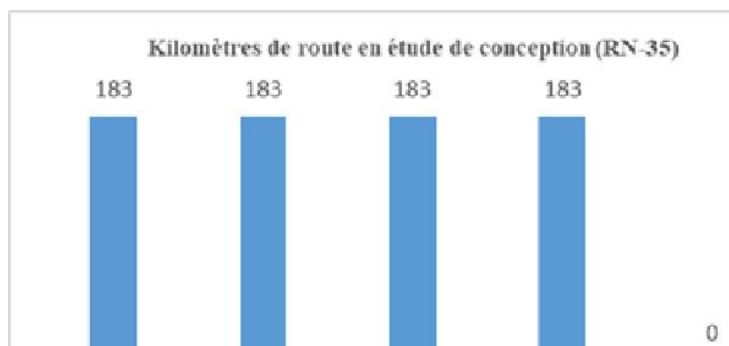


Indicator : Kilometers of roads under design (RN-35)

Yearly Target	Compact Year Target	Percent of Target Complete
TBD		

[Qualitative Progress Update]
To be included:
 -Progress of indicator in reference to activity
 -Reasons for delays
 -Targets met/not met
 -Source documentation

Data visualizations (if applicable)

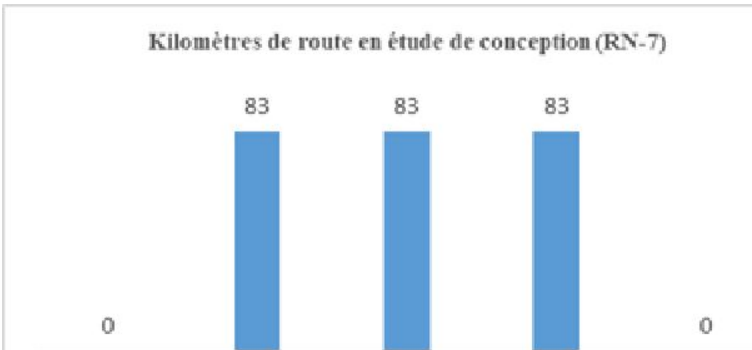


Indicator : Kilometers of roads under design (RN-7)

Yearly Target	Compact Year Target	Percent of Target Complete
TBD		

[Qualitative Progress Update]
 To be included:
 -Progress of indicator in reference to activity
 -Reasons for delays
 -Targets met/not met
 -Source documentation

Data visualizations (if applicable)

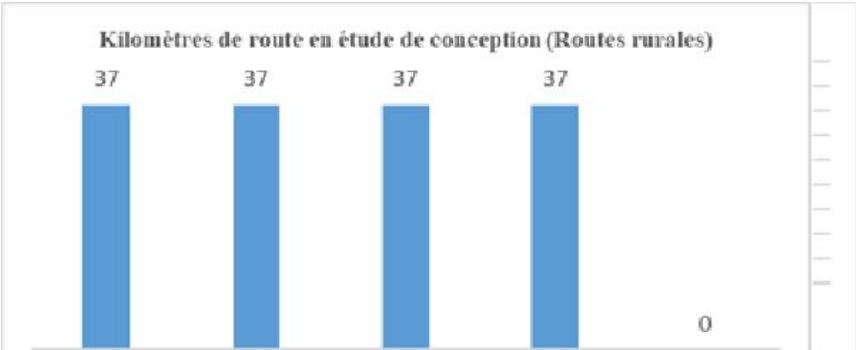


Indicator : Kilometers of roads under design (Rural Road)

Yearly Target	Compact Year Target	Percent of Target Complete
TBD		

[Qualitative Progress Update]
 To be included:
 -Progress of indicator in reference to activity
 -Reasons for delays
 -Targets met/not met
 -Source documentation

Data visualizations (if applicable)



Section 2: Field Reports
[Observations/findings from field visits and implementation studies]
Section 3: Expectations for next quarter

Climate Resilient Communities Project		
Project Objective: To increase incomes for small-scale agricultural- and livestock-dependent families in Eligible Communes and Livestock Corridors in rural Niger by improving crop and livestock productivity, sustaining natural resources critical to production and increasing market sales of targeted commodities.		
Activity 1 : Climate Resilient Agriculture		
Activity Objective: To support sustainable increases in productivity and farm incomes in Eligible Communes by strengthening the resiliency of farmers and agro-pastoralists to the impacts of climate.		
Section 1: Indicator Analysis		
Indicator :		
Yearly Target	Compact Year Target	Percent of Target Complete
[Qualitative Progress Update] To be included: -Progress of indicator in reference to activity -Reasons for delays -Targets met/not met -Source documentation		
Data visualizations (if applicable)		
Section 2: Field Reports		
[Observations/findings from field visits and implementation studies]		
Section 3: Expectations for next quarter		
Activity 1 : PRAPS (Projet Regional d'Appui au Pastoralisme au Sahel/Niger)		
Activity Objective: To pastoralist groups and enhance regional integration by improving livestock health, upgrading water and rangeland resources along major transhumance Livestock Corridors and modernizing local livestock market infrastructure		
Section 1: Indicator Analysis		
Indicator :		
Yearly Target	Compact Year Target	Percent of Target Complete

[Qualitative Progress Update]

To be included:

- Progress of indicator in reference to activity
- Reasons for delays
- Targets met/not met
- Source documentation

Data visualizations (if applicable)

Section 2: Field Reports

[Observations/findings from field visits and implementation studies]

Section 3: Expectations for next quarter