

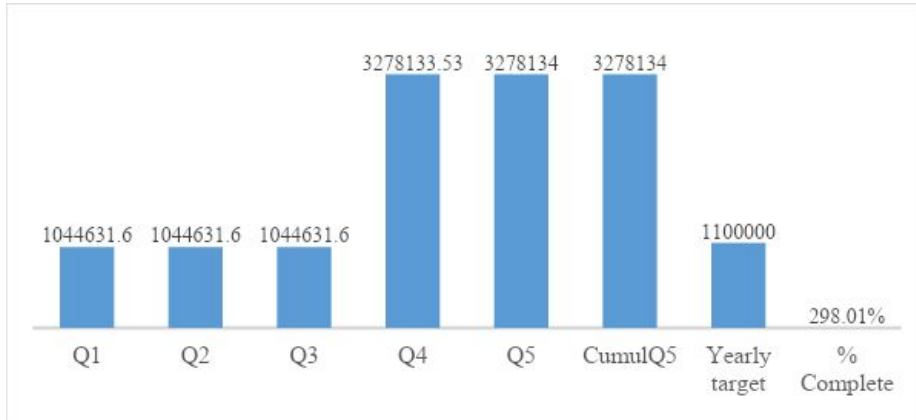
Narrative Report Template

Compact	Niger
Compact Year and Quarter Covered in this Report	Year II (Jan-2019 to Dec-2019), Quarter 5
US Fiscal Year and Quarter	
Date of Submission	May 29th, 2019

Irrigation and Market Access Project																				
Project Objective: To increase rural incomes through improvements in agricultural productivity and increases in sales resulting from modernized irrigated agriculture and flood management systems with sufficient trade and market access.																				
Activity 1 : Irrigation Perimeter Development Activity																				
Activity Objective: To rehabilitate the Konni irrigation system and develop new irrigated perimeters in the Dosso-Gaya area.																				
Section 1: Indicator Analysis																				
Indicator : Value of signed irrigation feasibility and design contracts																				
Yearly Target	Compact Year Target	Percent of Target Complete																		
\$3900000	1	123.26%																		
<p>[Qualitative Progress Update] To be included: -Progress of indicator in reference to activity: -Reasons for delays: -Targets met/not met: -Source documentation: Fiscal Agent, MCA-Niger.</p>																				
<p>Data visualizations (if applicable)</p> <table border="1"> <caption>Data for Qualitative Progress Update</caption> <thead> <tr> <th>Quarter</th> <th>Value</th> </tr> </thead> <tbody> <tr> <td>Q1</td> <td>2573579.11</td> </tr> <tr> <td>Q2</td> <td>2573579.11</td> </tr> <tr> <td>Q3</td> <td>2573579.11</td> </tr> <tr> <td>Q4</td> <td>4807081.04</td> </tr> <tr> <td>Q5</td> <td>1829002.96</td> </tr> <tr> <td>CumulQ5</td> <td>6636084</td> </tr> <tr> <td>Yearly target</td> <td>3900000</td> </tr> <tr> <td>% Complete</td> <td>123.26%</td> </tr> </tbody> </table>			Quarter	Value	Q1	2573579.11	Q2	2573579.11	Q3	2573579.11	Q4	4807081.04	Q5	1829002.96	CumulQ5	6636084	Yearly target	3900000	% Complete	123.26%
Quarter	Value																			
Q1	2573579.11																			
Q2	2573579.11																			
Q3	2573579.11																			
Q4	4807081.04																			
Q5	1829002.96																			
CumulQ5	6636084																			
Yearly target	3900000																			
% Complete	123.26%																			
Indicator : Value of signed irrigation feasibility and design contracts (Konni)																				
Indicator Target	Target Date	Percent of Target Complete																		
\$1100000		298.01%																		

[See above]

Data visualizations (if applicable)



Indicator *Value of signed irrigation feasibility and design contracts (Sia Kouanza Tondika)*

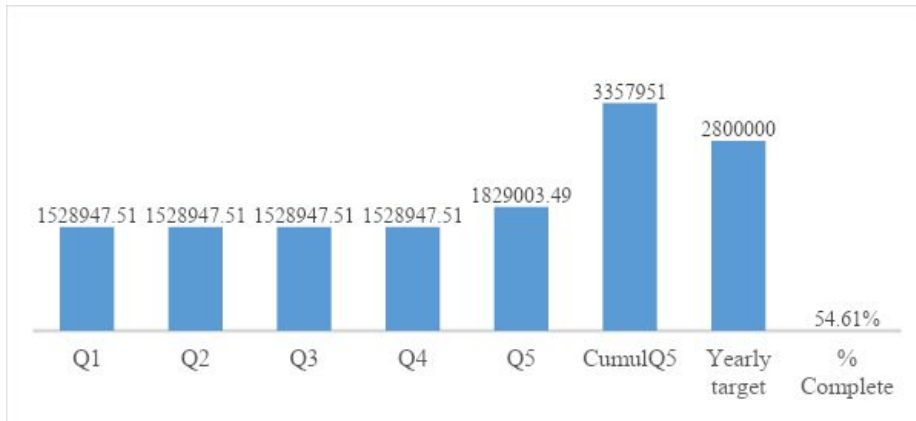
Indicator Target	Target Date	Percent of Target Complete
\$2800000		54.61%

[Qualitative Progress Update]

To be included:

- Progress of indicator in reference to activity :
- Reasons for delays:
- Targets met/not met :
- Source documentation: Fiscal Agent, MCA-Niger.

Data visualizations (if applicable)



Indicator *Value disbursed of irrigation feasibility and design contracts*

Indicator Target	Target Date	Percent of Target Complete
\$2700000		25,87%

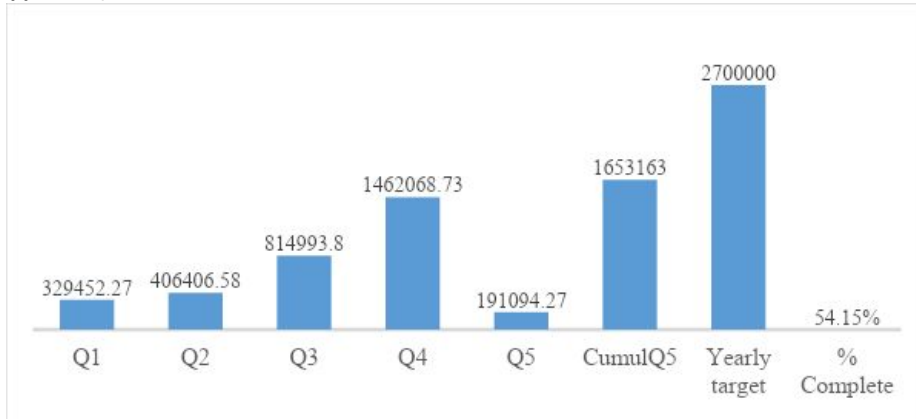
[Qualitative Progress Update]

To be included:

- Progress of indicator in reference to activity:
- Reasons for delays:

-Targets met/not met:
 -Source documentation: Fiscal Agent, MCA-Niger

Data visualizations (if applicable)



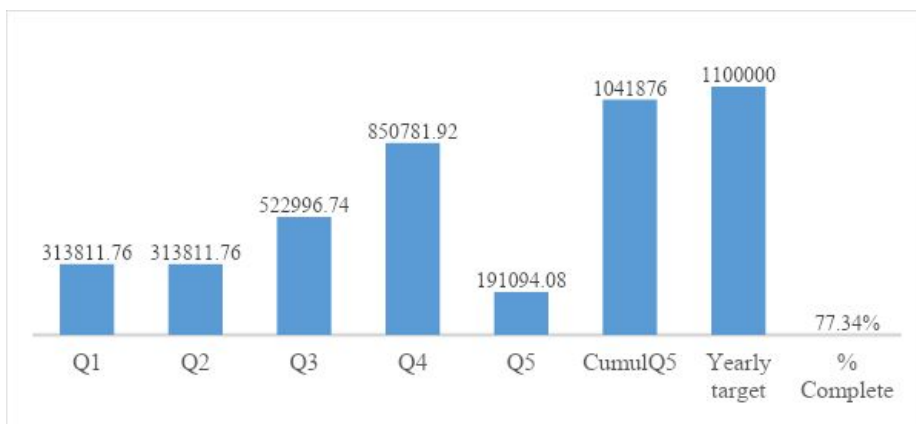
Indicator *Value disbursed of irrigation feasibility and design contracts (Konni)*

Indicator Target	Target Date	Percent of Target Complete
\$1100000		28,53%

[Qualitative Progress Update]

To be included:
 -Progress of indicator in reference to activity:
 -Reasons for delays:
 -Targets met/not met:
 -Source documentation: Fiscal Agent, MCA-Niger

Data visualizations (if applicable)



Indicator *: Value disbursed of irrigation feasibility and design contracts (Sia Kouanza Tondika)*

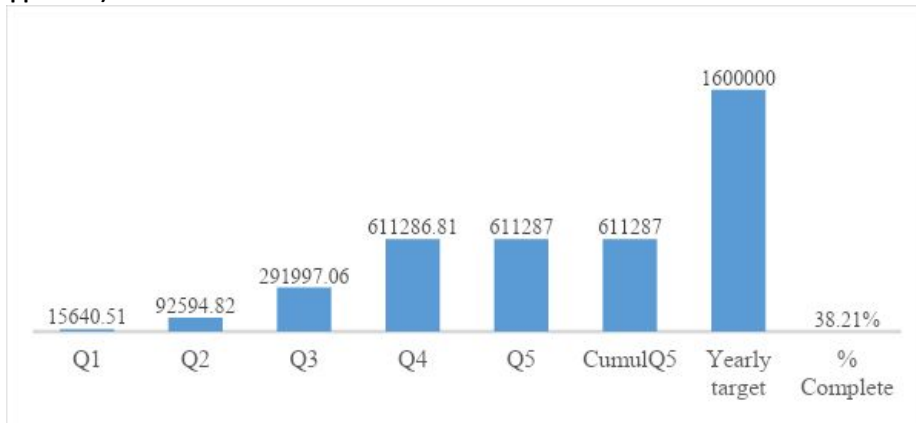
Indicator Target	Target Date	Percent of Target Complete
\$1600000		24,04%

[Qualitative Progress Update]

To be included:

- Progress of indicator in reference to activity :
- Reasons for delays:
- Targets met/not met:
- Source documentation: Fiscal Agent, MCA-Niger

Data visualizations (if applicable)



Indicator : *Percent disbursed of irrigation feasibility and design contracts*

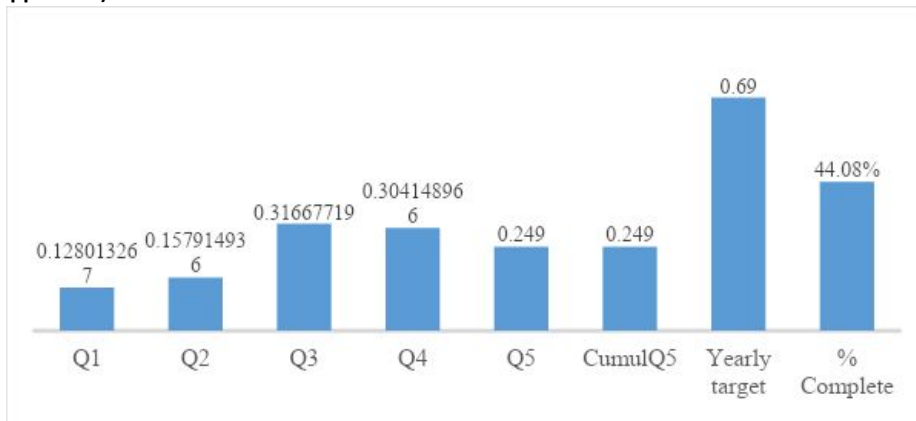
Indicator Target	Target Date	Percent of Target Complete
69%		21,06%

[Qualitative Progress Update]

To be included:

- Progress of indicator in reference to activity:
- Reasons for delays:
- Targets met/not met:
- Source documentation: Fiscal Agent, MCA-Niger

Data visualizations (if applicable)



Indicator : *Percent disbursed of irrigation feasibility and design contracts (Konni)*

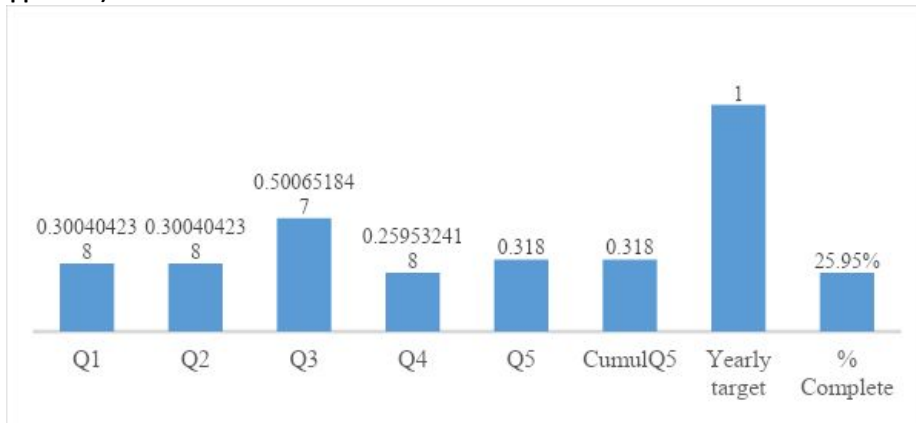
Indicator Target	Target Date	Percent of Target Complete
100%		9,57%

[Qualitative Progress Update]

To be included:

- Progress of indicator in reference to activity:
- Reasons for delays:
- Targets met/not met:
- Source documentation: Fiscal Agent, MCA-Niger

Data visualizations (if applicable)



Indicator : *Percent disbursed of irrigation feasibility and design contracts (Sia Kouanza Tondika)*

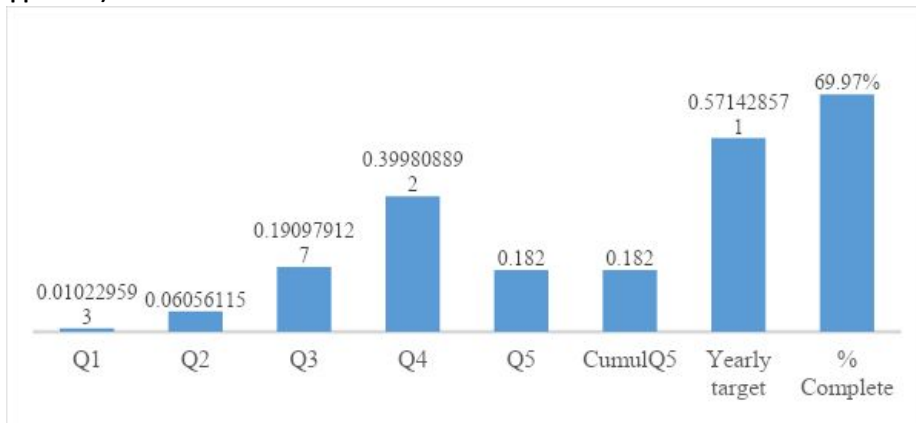
Indicator Target	Target Date	Percent of Target Complete
57.14%		44.02%

[Qualitative Progress Update]

To be included:

- Progress of indicator in reference to activity :
- Reasons for delays:
- Targets met/not met :
- Source documentation: Fiscal Agent, MCA-Niger

Data visualizations (if applicable)



Section 2: Field Reports

[Observations/findings from field visits and implementation studies]

**Section 3:
Expectations for next
quarter**

Activity 2 : Management Services and Market Facilitation

Activity Objective: To establish a suite of institutional and management support activities designed to ensure the achievement of the Project Objective in the irrigated perimeters targeted by the Irrigation Perimeter Development Activity.

**Section 1: Indicator
Analysis**

Indicator :

Yearly Target	Compact Year Target	Percent of Target Complete

[Qualitative Progress Update]
To be included:
 -Progress of indicator in reference to activity
 -Reasons for delays
 -Targets met/not met
 -Source documentation

Data visualizations (if applicable)

**Section 2: Field
Reports**

[Observations/findings from field visits and implementation studies]

**Section 3:
Expectations for next
quarter**

Activity 3 : Roads for Market Access

Activity Objective: To reduce trade barriers and improve physical market access through targeted improvements of the road network serving the Dosso-Gaya perimeters and linking them to the rest of the country.

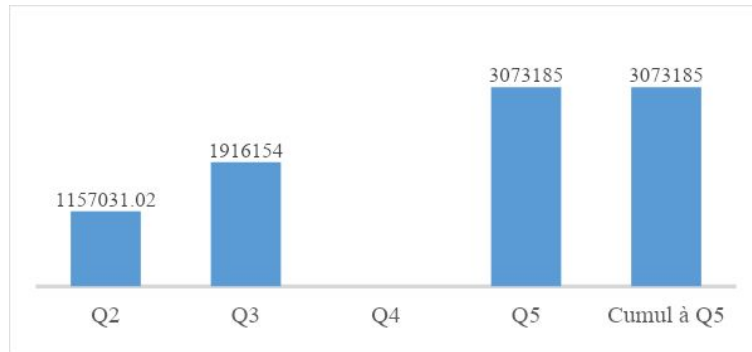
**Section 1: Indicator
Analysis**

Indicator : Value of signed road feasibility and design contracts

Yearly Target	Compact Year Target	Percent of Target Complete
TBD		

[Qualitative Progress Update]
To be included:
 -Progress of indicator in reference to activity
 -Reasons for delays
 -Targets met/not met
 -Source documentation

Data visualizations (if applicable)



Indicator : Value of signed road feasibility and design contracts (RN-35)

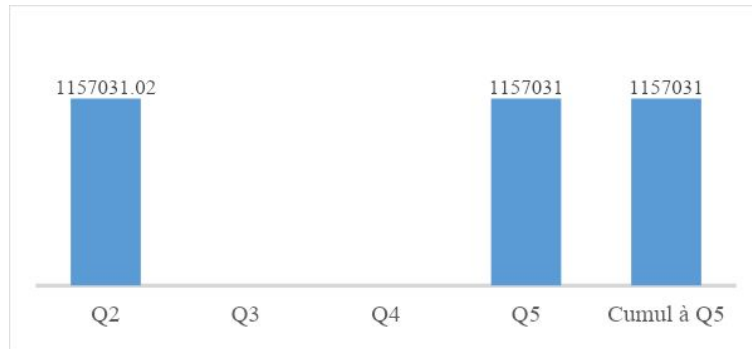
Yearly Target	Compact Year Target	Percent of Target Complete
TBD		

[Qualitative Progress Update]

To be included:

- Progress of indicator in reference to activity
- Reasons for delays
- Targets met/not met
- Source documentation

Data visualizations (if applicable)



Indicator : Value of signed road feasibility and design contracts (RN-7)

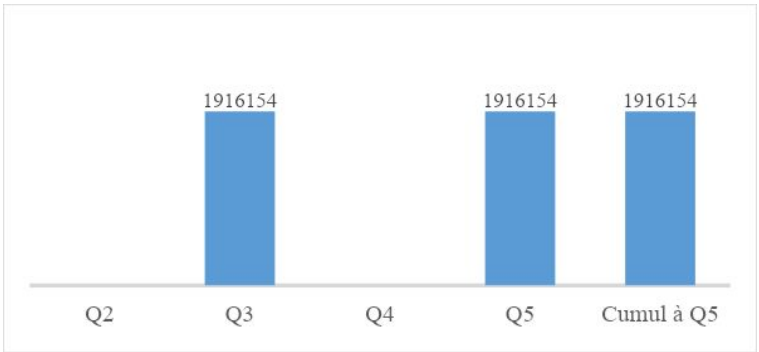
Yearly Target	Compact Year Target	Percent of Target Complete
TBD		

[Qualitative Progress Update]

To be included:

- Progress of indicator in reference to activity
- Reasons for delays
- Targets met/not met
- Source documentation

Data visualizations (if applicable)

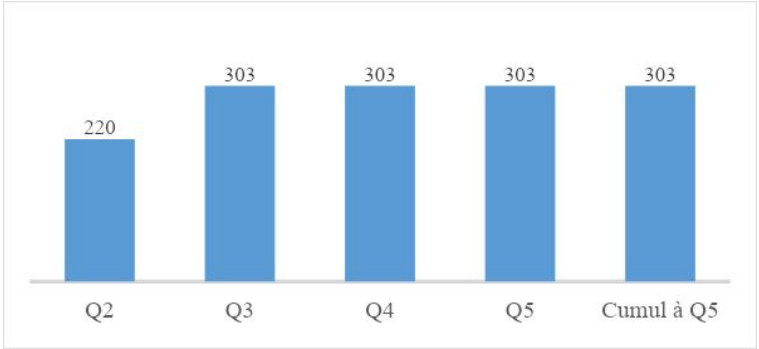


Indicator : Kilometers of roads under design

Yearly Target	Compact Year Target	Percent of Target Complete
TBD		

[Qualitative Progress Update]
To be included:
 -Progress of indicator in reference to activity
 -Reasons for delays
 -Targets met/not met
 -Source documentation

Data visualizations (if applicable)

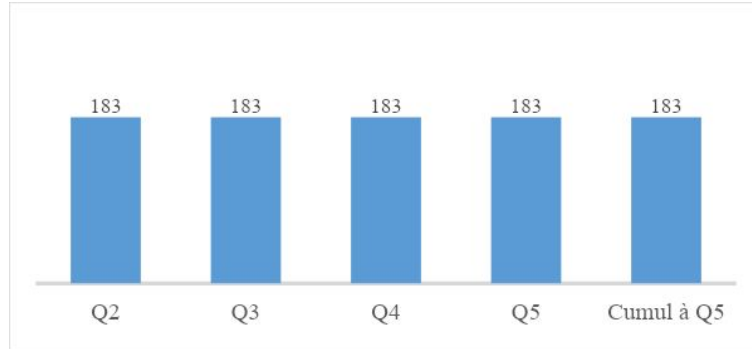


Indicator : Kilometers of roads under design (RN-35)

Yearly Target	Compact Year Target	Percent of Target Complete
TBD		

[Qualitative Progress Update]
To be included:
 -Progress of indicator in reference to activity
 -Reasons for delays
 -Targets met/not met
 -Source documentation

Data visualizations (if applicable)



Indicator : *Kilometers of roads under design (RN-7)*

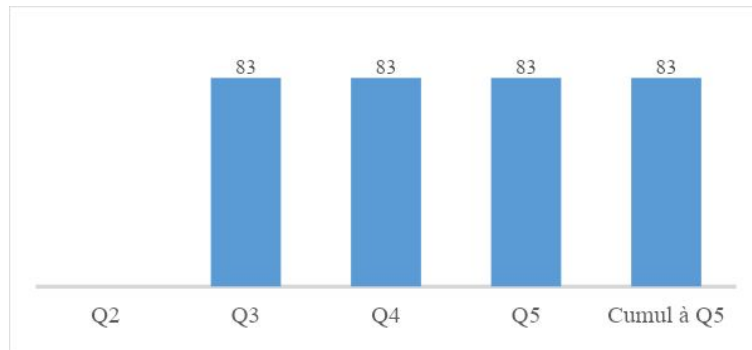
Yearly Target	Compact Year Target	Percent of Target Complete
TBD		

[Qualitative Progress Update]

To be included:

- Progress of indicator in reference to activity
- Reasons for delays
- Targets met/not met
- Source documentation

Data visualizations (if applicable)



Indicator : *Kilometers of roads under design (Rural Road)*

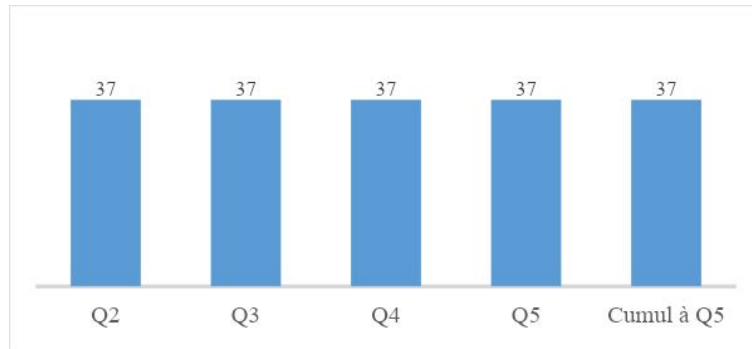
Yearly Target	Compact Year Target	Percent of Target Complete
TBD		

[Qualitative Progress Update]

To be included:

- Progress of indicator in reference to activity
- Reasons for delays
- Targets met/not met
- Source documentation

Data visualizations (if applicable)



Section 2: Field Reports

[Observations/findings from field visits and implementation studies]

Section 3: Expectations for next quarter

Climate Resilient Communities Project

Project Objective: To increase incomes for small-scale agricultural- and livestock-dependent families in Eligible Communes and Livestock Corridors in rural Niger by improving crop and livestock productivity, sustaining natural resources critical to production and increasing market sales of targeted commodities.

Activity 1 : **Climate Resilient Agriculture**

Activity Objective: To support sustainable increases in productivity and farm incomes in Eligible Communes by strengthening the resiliency of farmers and agro-pastoralists to the impacts of climate.

Section 1: Indicator Analysis

Indicator :

Yearly Target	Compact Year Target	Percent of Target Complete

[Qualitative Progress Update]

To be included:

- Progress of indicator in reference to activity
- Reasons for delays
- Targets met/not met
- Source documentation

Data visualizations (if applicable)		
Section 2: Field Reports		
[Observations/findings from field visits and implementation studies]		
Section 3: Expectations for next quarter		
Activity 1 : PRAPS (Projet Regional d'Appui au Pastoralisme au Sahel/Niger)		
Activity Objective: To pastoralist groups and enhance regional integration by improving livestock health, upgrading water and rangeland resources along major transhumance Livestock Corridors and modernizing local livestock market infrastructure		
Section 1: Indicator Analysis		
Indicator :		
Yearly Target	Compact Year Target	Percent of Target Complete
[Qualitative Progress Update] To be included: -Progress of indicator in reference to activity -Reasons for delays -Targets met/not met -Source documentation		
Data visualizations (if applicable)		
Section 2: Field Reports		
[Observations/findings from field visits and implementation studies]		
Section 3: Expectations for next quarter		